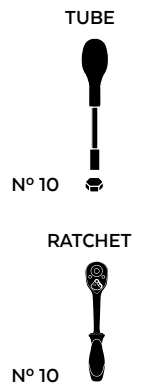


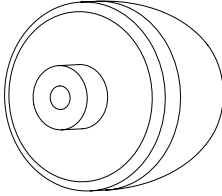
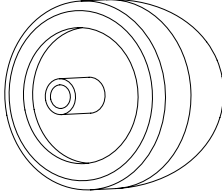




TRIUMPH SPEED TWIN 1200 '19

M O U N T I N G I N S T R U C T I O N S

REF 20163N

PROTECTOR HORQUILLA PHB19 / PHB19 PROTECTOR FRONT-AXLE



ID.	PIEZA / PART	QTY.	REF.:
1		1	PROFOR06-3-0750
2		1	PROFOR27-0-0027
3		1	VARIFO07-02-0007
4		2	TUZBM6000000024
5		2	ARANDEPD125-054
6		2	TAPAFINALR17-18

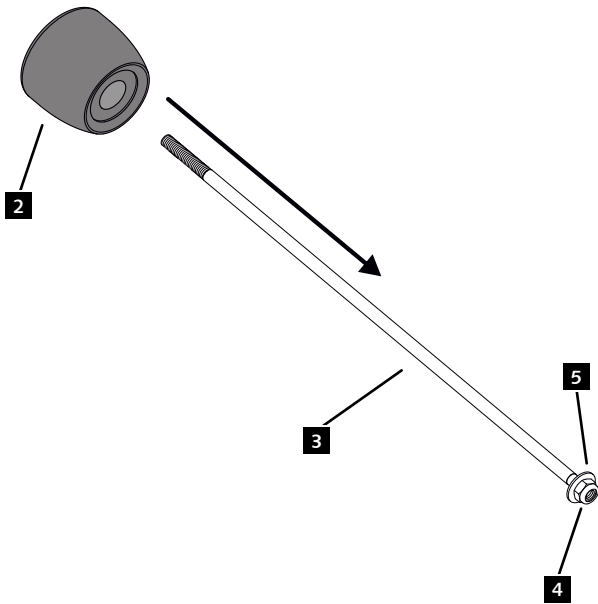
Created by: www.rdlisseny.com

TRIUMPH SPEED TWIN 1200 '19

INSTRUCCIONES DE MONTAJE - MOUNTING INSTRUCTIONS - MONTAGEANLEITUNG

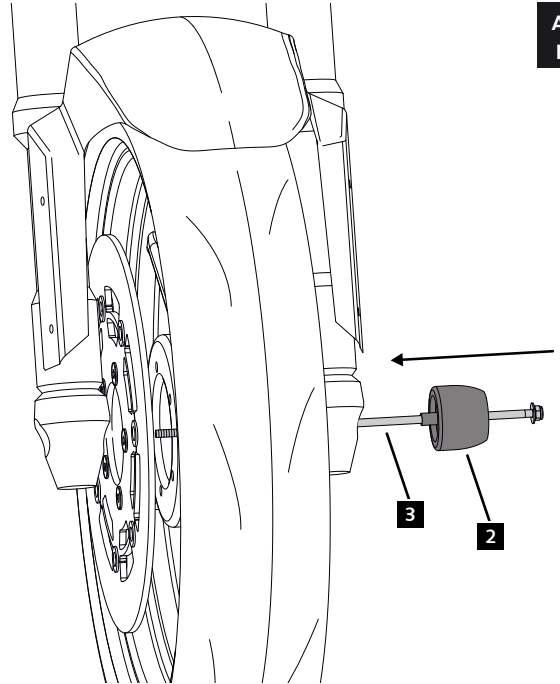
1

ASSEMBLY
MONTAJE



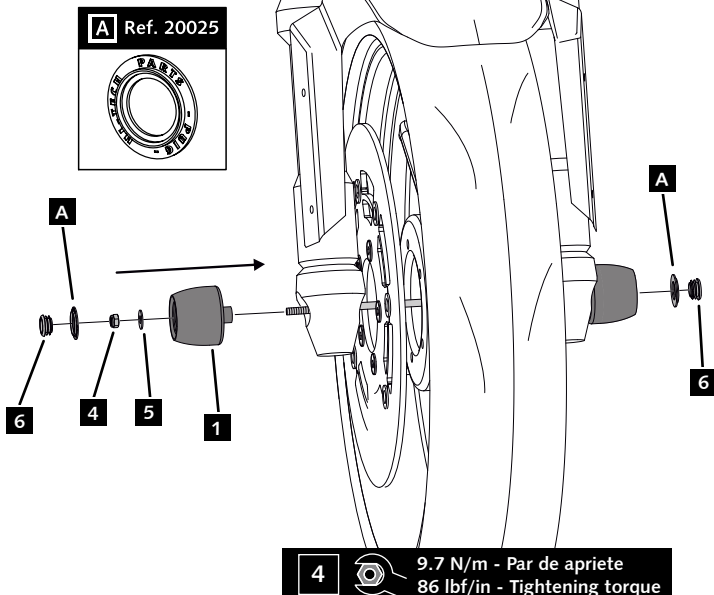
2

ASSEMBLY
MONTAJE

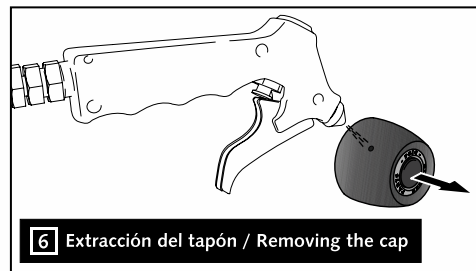


3

ASSEMBLY
MONTAJE



CONSULTAR EN NUESTRA PAGINA WEB LA
DISPONIBILIDAD DEL VIDEO DE MONTAJE DE
ESTA REFERENCIA.
CONSULT OUR WEBSITE THE VIDEO MOUNT
AVAILABILITY OF THIS REFERENCE.



6 Extracción del tapón / Removing the cap