

KTM 1290 SUPERADVENTURE R/S '21-

M O U N T I N G I N S T R U C T I O N S

REF 20816

TOURING PLUS SCREEN


1 Person


15 min


EASY



ALLEN
Nº 3






TORX
T27



FIX
Nº 11



ID.	PIEZA/PART	DESCRIPCIÓN	DESCRIPTION	QTY.	REF.:
1		Cúpula TOURING PLUS	TOURING PLUS screen	1	20816W/H/FM3
2		Tornillo especial M5x8 Long Hexagonal 25 (Rosca int M5x20)	M5x8 special screw hexagonal Lenght 25	2	TORNI-EM5---732
3		Tornillo especial M5x8 Long Hexagonal 14 (Rosca int M5x13)	M5x8 special screw hexagonal Lenght 14	2	TORNI-EC----597
4		Silentblock Ø9 xØ6 x8mm	Ø12xØ6x9 Silentblock	4	AROPASACABLES-3
5		Casquillo con valona Ø12xØ6,8x7,3	Ø12xØ6,8x7,3 bush with flange	4	CASQUI-1A---750
6		Tornillo allen M5x16 Ø11 ISO 7380	M5x16 Ø11 ISO 7380 allen Screw	4	TORNI-I7380-493
7		Tapón tornillo M5 ISO 7380	M5 ISO7380 screw cap	4	TAPON-----85

* Algunos de los Componentes se suministran montados
Some components are supplied assembled

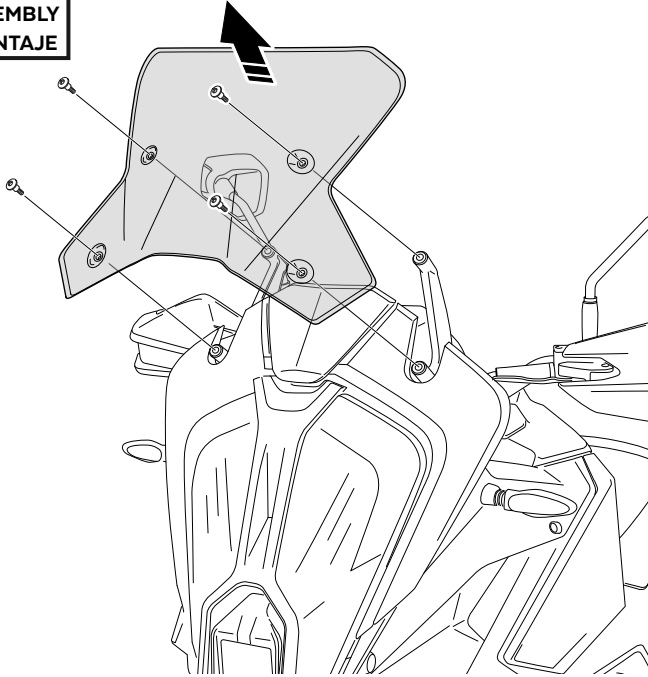
KTM 1290 SUPERADVENTURE R/S '21-

INSTRUCCIONES DE MONTAJE - MOUNTING INSTRUCTIONS - MONTAGEANLEITUNG

1

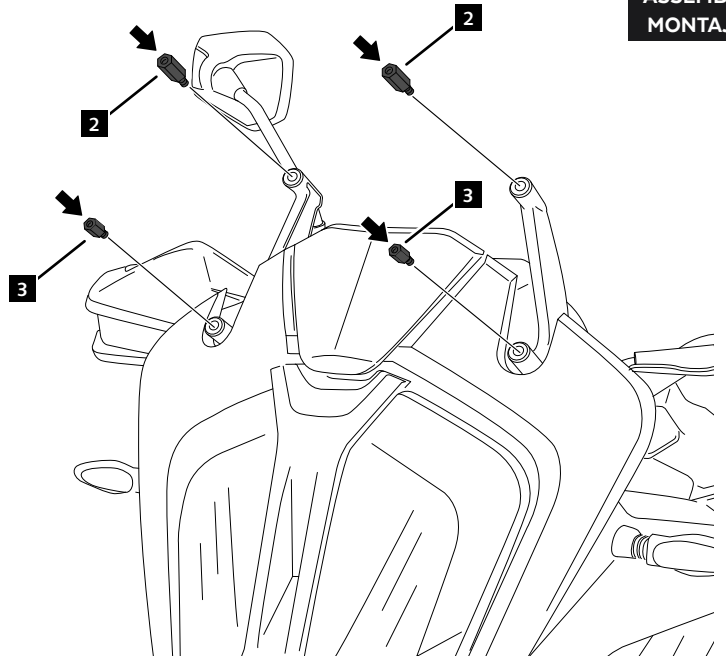
**DISASSEMBLY
DESMONTAJE**

A Tornillería original
Original screws



3

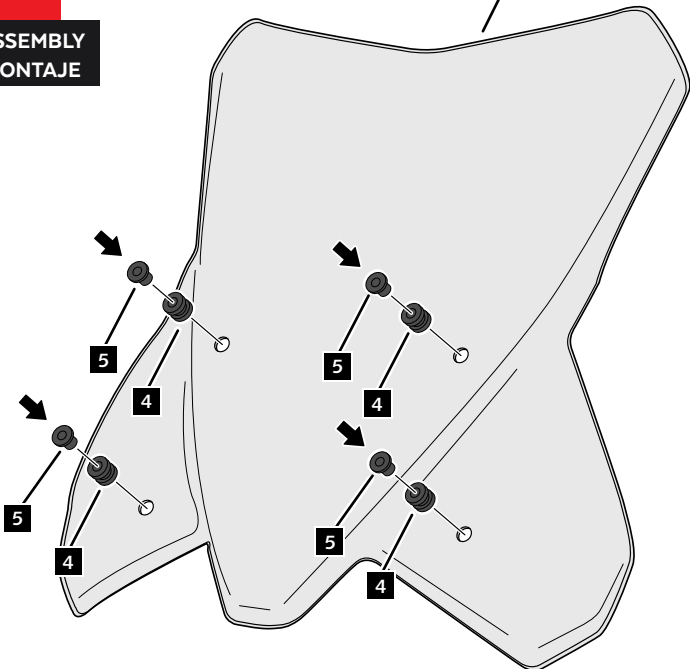
**ASSEMBLY
MONTAJE**



2

**ASSEMBLY
MONTAJE**

1



4

**ASSEMBLY
MONTAJE**

