

KAWASAKI Z500 '24-

M O U N T I N G I N S T R U C T I O N S

REF 22009

WINDSHIELD NG TOURING / CARENABRÍS NG TOURING



1 Person



30 min



EASY



ALLEN

Nº 3
Nº 4



ID	PIEZA/PART	DESCRIPCIÓN	DESCRIPTION	QTY	REF
1		Cúpula Touring	Touring Screen	1	22009H/F/W/J/V/RM3
2		Soporte izquierdo	Left support	1	SOPOR2P1-L22009
3		Soporte derecho	Right support	1	SOPOR2P1-R22009
4		Arandela de nylon Ø6,2 x Ø12 x 3mm	Ø6,2 x Ø12 x 3mm nylon washer	4	ARAND-----749
5		Tornillo Allen M5x20 Ø11 ISO 7380	M5x20 Ø11 ISO 7380 Allen screw	4	TORNI-I7380-730
6		Silentblock Ø9 xØ6 x8mm	Ø9 xØ6 x8mm Silentblock	4	AROPASACABLES-3
7		Casquillo con valona Ø12xØ6,8x7,3	Ø12xØ6,8x7,3 Bush with flange	4	CASQUI-1A---750
8		Tornillo Allen M5x12 Ø11 ISO 7380	M5x12 Ø11 ISO 7380 Allen screw	4	TORNI-AI----520
9		Tapón tornillo M5 ISO 7380	M5 ISO 7380 screw cap	8	TAPON-----85

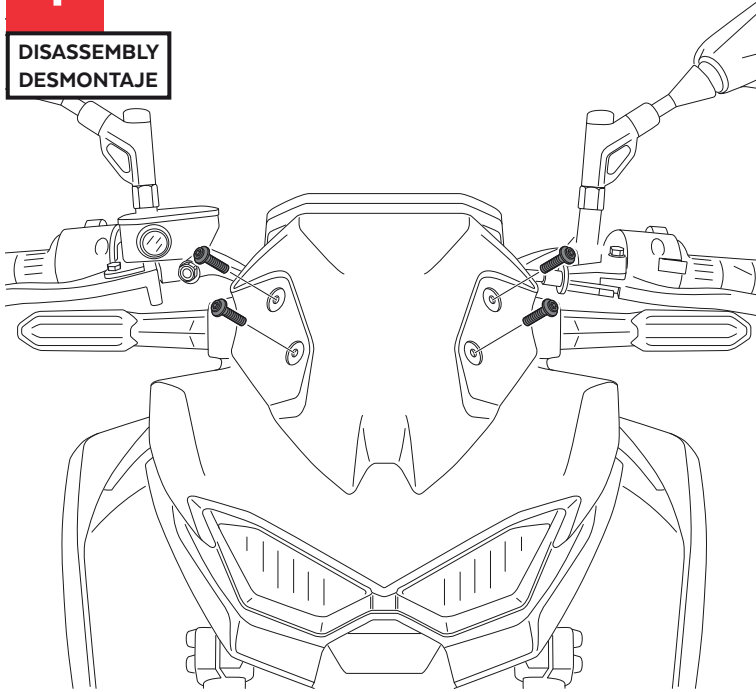
* Algunos componentes se suministran montados.
Some components are supplied assembled.

KAWASAKI Z500 '24-

INSTRUCCIONES DE MONTAJE - MOUNTING INSTRUCTIONS - MONTAGEANLEITUNG

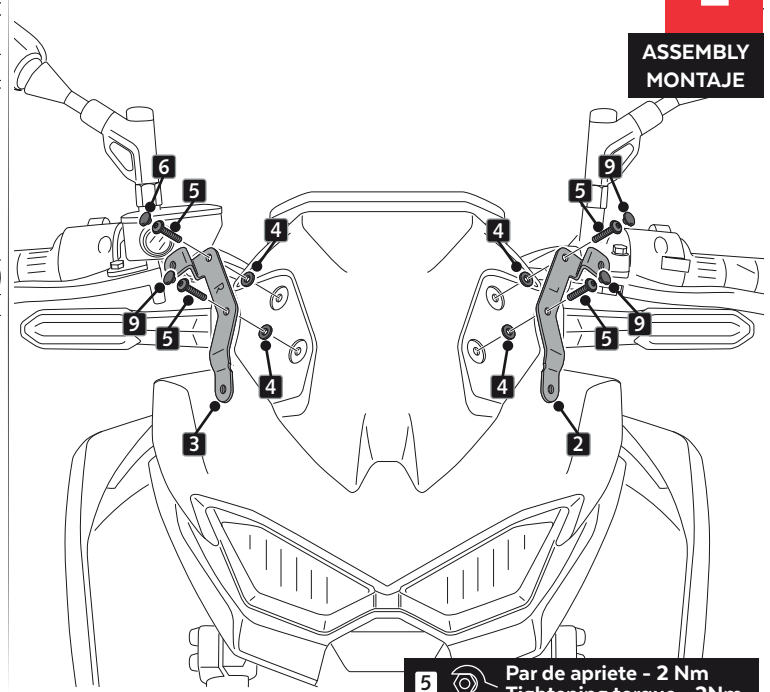
1

DISASSEMBLY
DESMONTAJE



2

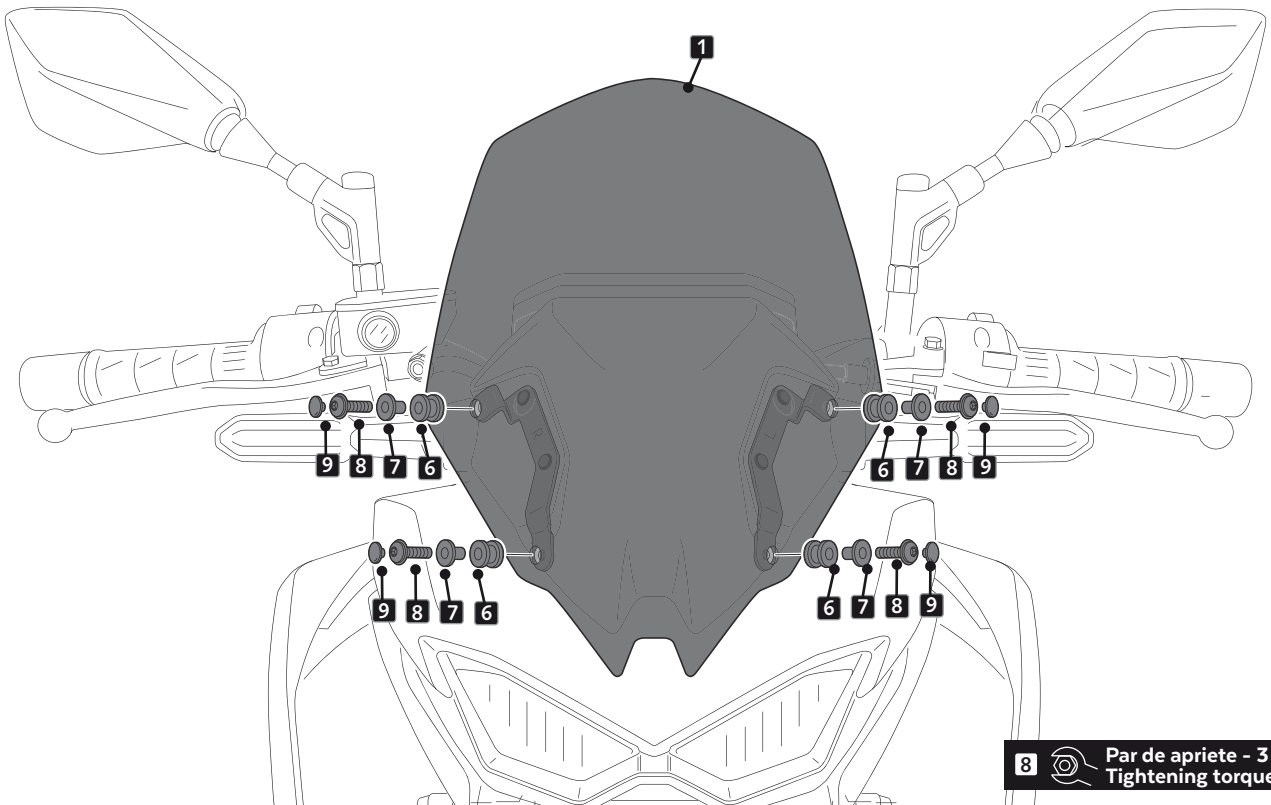
ASSEMBLY
MONTAJE



5 Par de apriete - 2 Nm
Tightening torque - 2Nm

3

ASSEMBLY
MONTAJE



8 Par de apriete - 3 Nm
Tightening torque - 3Nm