

HARLEY DAVIDSON STREET GLIDE FLHX '24-

M O U N T I N G I N S T R U C T I O N S

REF 22110

HIGH ROAD TOURING SCREEN



1 Person



7 min



EASY



TORX
T20



ID	PIEZA/PART	DESCRIPCIÓN	DESCRIPTION	QTY	REF
1		Cúpula touring	Touring Screen	1	22110H/W/FM3
2		Soporte derecho (●)	Right support (●)	1	SOPOR2P4-R22110
3		Soporte Izquierdo	Left Support	1	SOPOR2P4-L22110
4		Silentblock Ø9 x Ø6 x 8mm	Ø9 x Ø6 x 8mm Silentblock	4	AROPASACABLES-3
5		Casquillo con valona Ø12xØ6,8x7,3	Ø12xØ6,8x7,3 Bush with flange	4	CASQUI-1A---750
6		Tornillo Torx M5x16 Ø11 ISO 7380	M5x16 Ø11 ISO 7380 Torx screw	8	TORNI-I7380-936
7		Arandela de nylon Ø6,2 x Ø12 x 3mm	Ø6,2 x Ø12 x 3mm Nylon washer	4	ARAND-----749

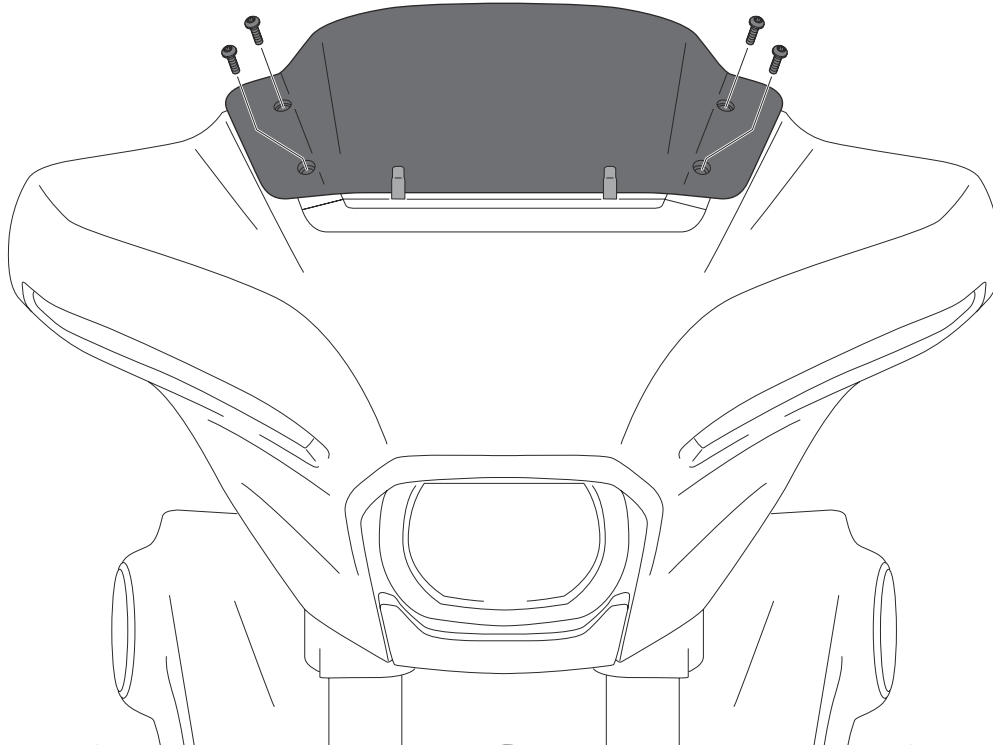
* Algunos componentes se suministran montados.
Some components are supplied assembled.

HARLEY DAVIDSON STREET GLIDE FLHX '24-

INSTRUCCIONES DE MONTAJE - MOUNTING INSTRUCTIONS - MONTAGEANLEITUNG

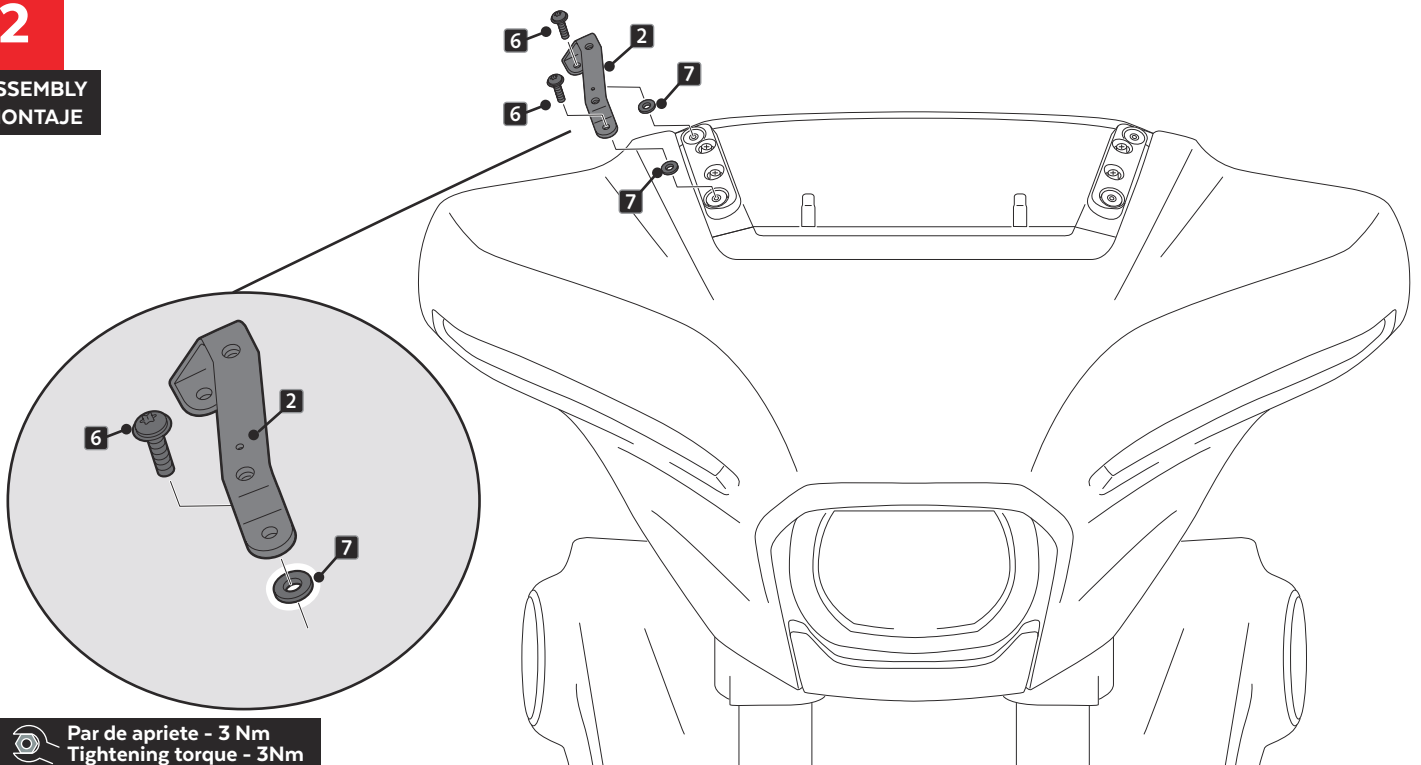
1

DISASSEMBLY
DESMONTAJE



2

ASSEMBLY
MONTAJE



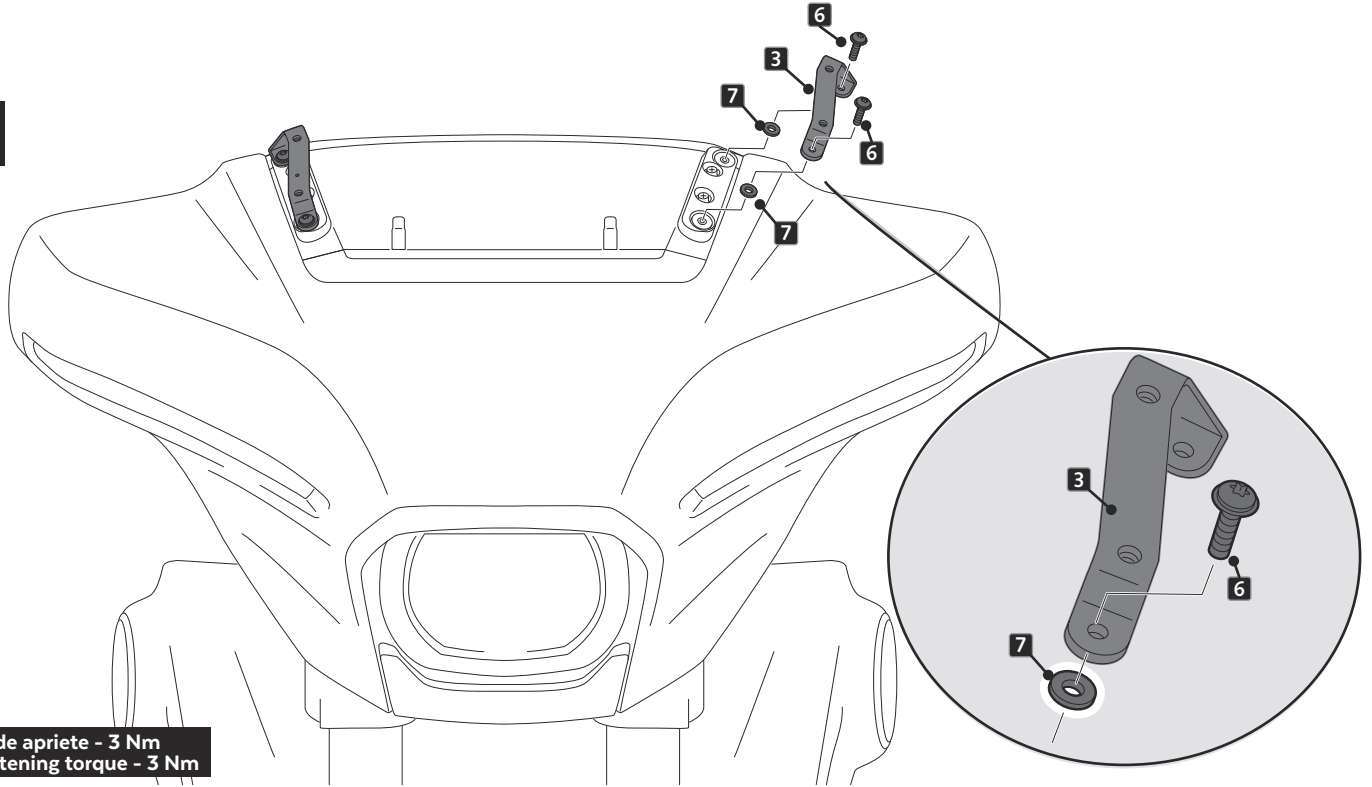
6 Par de apriete - 3 Nm
Tightening torque - 3Nm

HARLEY DAVIDSON STREET GLIDE FLHX '24-

INSTRUCCIONES DE MONTAJE - MOUNTING INSTRUCTIONS - MONTAGEANLEITUNG

3

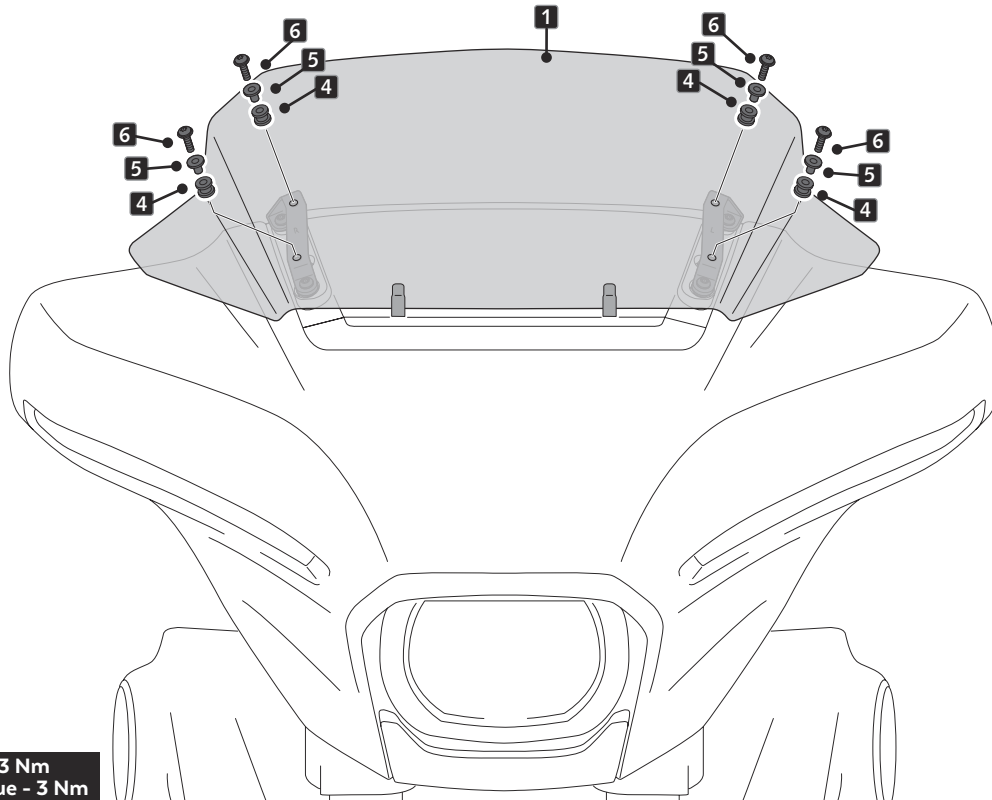
ASSEMBLY
MONTAJE



6 Par de apriete - 3 Nm
Tightening torque - 3 Nm

4

ASSEMBLY
MONTAJE



6 Par de apriete - 3 Nm
Tightening torque - 3 Nm